

BALIVANSH AGRO PRODUCER COMPANY LIMITED

AT KAWALGAON, KARADKHED, NANDED 431718

BALANCE SHEET AS ON 31ST MARCH, 2022

(Amount in Rs.)

Particulars	Note No.	As on 31st March 2022	As on 31st March 2021
I. EQUITY AND LIABILITIES			
(1) Shareholders' Funds			
(a) Share Capital	1	2,53,100	2,53,100
(b) Reserves and Surplus	2	12,597	(3,140)
		2,65,697	2,49,960
(2) Non-Current Liabilities			
(a) Long-Term Borrowings	3	-	-
(b) Deferred Tax Liabilities (Net)		-	-
(3) Current Liabilities			
(a) Short-Term Borrowings	4	-	-
(b) Trade Payables	5	-	-
(C) Other Current Liabilities	6	-	-
(d) Short-term Provisions	7	10,000	10,000
		10,000	10,000
Total		2,75,697	2,59,960
II. ASSETS			
(1) Non-current Assets			
(a) Fixed Assets			
(i) Tangible Assets	8	-	-
(ii) Capital Work In Progress	8	-	-
(b) Non Current Investments	9	-	-
(c) Deferred Tax Assets (Net)		-	-
(d) Long-Term Loans and Advances	10	-	-
(e) Other Non Current Asset	11	-	-
(2) Current assets			
(a) Current investments	12	-	-
(b) Inventories	13	-	-
(c) Trade Receivables	14	32,352	-
(d) Cash and Cash Equivalents	15	2,43,345	2,59,960
(e) Short-term Loans and Advances	16	-	-
(f) Other Current Assets		-	-
		2,75,697	2,59,960
Total		2,75,697	2,59,960


Significant Accounting Policies
Notes on Financial Statements

25
25

As per our report of even date

For: **MITESH M MALIWAL & ASSOCIATES**
Chartered Accountants
Firm Registration No. 150648W

CA Mitesh Malwal
Proprietor
Membership No: 189206
Date :-08/09/2022
Place : Nanded



For and on behalf of Board

Kailas
Kailas S Yesge
Director

Mahadev
Mahadev S Yesge
Director

Amrapali
Amrapali B Biradar
Director

Shivram G Kale
Director

1

Place : Nanded
Date : 08/09/2022
UDIN: 22189206AZITQ04131


BALIVANSH AGRO PRODUCER COMPANY LIMITED
AT KAWALGAON, KARADKHED, NANDED 431718
STATEMENT OF PROFIT AND LOSS FOR THE YEAR ENDED 31ST MARCH, 2022

(Amount in Rs.)

Sr. No.	Particulars	Note No.	Year Ending 31.03.2022	Year Ending 31.03.2021
I.	Revenue from operations	17	6,15,850	13,28,272
II.	Other Income	18	15,960	30,000
	Total Revenue		6,31,810	13,58,272
III.	Expenses:			
	Cost of materials consumed	19	5,29,680	13,00,000
	Purchases of Stock-in-Trade	20	-	-
	Changes in inventories of finished goods and Stock-in-Trade	21	-	-
	Employee benefits expense	22	48,000	295
	Finance costs	23	1,298	-
	Depreciation and amortization expense	24	-	-
	General and administrative Exps.		37,095	47,977
	Other expenses		-	-
	Total Expenses		6,16,073	13,48,272
IV.	Profit before tax		15,737	10,000
V.	Tax expense:			
	Provision for Income Tax		-	-
	Deferred Tax Liability / (Asset)		-	-
VI.	Profit/(Loss) for the period		15,737	10,000
VII.	Earning Per Equity Share:			
	- Basic & Diluted		6.22	3.95
	- Average Number Of Shares For Basic EPS		2,531	2,531
	Significant Accounting Policies	25		
	Notes on Financial Statements	25		

As per our report of even date
For: MITESH M MALIWAL & ASSOCIATES
Chartered Accountants
Firm Registration No. 150648W

CA Mitesh Maliwal
Proprietor
Membership No. 189206
Date :-08/09/2022
Place : Nanded



For and on behalf of Board

Kailas S Yesge
Kailas S Yesge
Director

Amrapali B Biradar
Amrapali B Biradar
Director

Mahadev S Yesge
Mahadev S Yesge
Director

Shivram G Kale
Shivram G Kale
Director

Place: Nanded

Dated: 08/09/2022

UDIN:

22189206AZITQO4131

BALIVANSH AGRO PRODUCER COMPANY LIMITED
NOTES FORMING PART OF FINANCIAL STATEMENTS

Note 1 : Share Capital

Particulars	(Amount in Rs.)	
	31.03.2022	31.03.2021
Equity Share Capital		
Authorised Share capital 5,000 Equity Shares of Rs. 100/- each	5,00,000	5,00,000
	5,00,000	5,00,000
Issued, Subscribed & Paid Up capital 2531 Equity Shares of Rs 100 /- each as fully paid up	2,53,100	2,53,100
Total	2,53,100	2,53,100

Note 1.1 : Reconciliation of the shares outstanding at the beginning and at the end of the reporting period


Particulars	31.03.2022		31.03.2021	
	Number of Shares	Amount	Number of Shares	Amount
Balance as at the beginning of the year	2,531	2,53,100	1,000	1,00,000
Add: Shares issued during the year (As Per List Attached)	-	-	1,531	1,53,100
Less : Shares Transferred During the year (As per list attached)	-	-	-	-
Balance as at the end of the year	2,531	2,53,100	2,531	2,53,100

Note 1.2 : Equity Shares : Details of Shareholders holding more than 5 % Shares

Name of the share holder	31.03.2022		31.03.2021	
	Number of Shares	% Holding	Number of Shares	% Holding
1. KAILAS S YESGE	10	0.0040	10	0.0040
2. GOWARDHAN K HASNABADE	10	0.0040	10	0.0040
3. SANJAY M YELBUGADE	10	0.0040	10	0.0040
4. SUBHASH T KADAM	10	0.0040	10	0.0040
5. MAHADEV S YESGE	10	0.0040	10	0.0040
6. RAJESH N SURYAWANSHI	10	0.0040	10	0.0040
7. TIPANNA S YESAGE	10	0.0040	10	0.0040
8. AAMRAPALI B BIRADAR	10	0.0040	10	0.0040
9. SHIVRAM G KALE	10	0.0040	10	0.0040
10. RAJU M KALE	10	0.0040	10	0.0040
Balance as at the end of the year	100	4%	100	4%

Note 2 : Reserves and Surplus

Particulars	31.03.2022	31.03.2021
A } Surplus in Statement of Profit and Loss		
Balance as at the beginning of the year	(3,140)	(13,140)
Less : Tax on Regular Assessment Paid	15,737	10,000
Add/Less: Profit or Loss for the year	12,597	(3,140)
Closing Balance	-	-
B } Capital Reserves		
B } Govt. Grant Account / ATMA Subsidy		
Opening Balance	-	-
Add: Received During The Year	-	-
Closing balance	12,597	(3,140)



Amrapali B Mahadev S
Amrapali B Mahadev S
Biradar Yesge
Director Director

Shivram G Kale
Director

Kailas
Kailas S Yesge
Director

Note 3 : Long-Term Borrowings

Particulars	31.03.2022	31.03.2021
1. Term Loan:		
Bank Loan	-	-
2. Deposit	-	-
3. Loans & Advances From Related Parties	-	-
4. Loan From Directors	-	-
Total	-	-

Note 4 : Short-Term Borrowings

Particulars	31.03.2022	31.03.2021
1.) Loan Repayable On Demand		
From Bank	-	-
From Directors	-	-
From Others	-	-
Total	-	-

Note 5 : Trade Payables

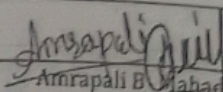
Particulars	31.03.2022	31.03.2021
Sundry Creditors for Material	-	-
Trade Payables		
Less Than Six Months	-	-
More Than Six Months	-	-
Total	-	-

Note 6 : Other Current Liabilities :

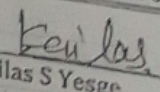
Particulars	31.03.2022	31.03.2021
1. Current Maturities of Long - Term Debt	-	-
2. Interest Accrued and Due on Borrowings	-	-
3. Statutory Dues Payable		
GST Tax Payable	-	-
TDS & TCS Payable	-	-
Hamali & Market Cess Payable	-	-
Total	-	-


Note 7 : Short Term Provisions

Particulars	31.03.2022	31.03.2021
Audit Fees Payable	-	-
Lease Rent Payable	10,000	10,000
Provision for Taxation	-	-
Salary Payable	-	-
Total	10,000	10,000


 Anirapali B. Mahadev S
 Biradar Yesge
 Director

Shivram G Kale
 Director


 Kailas S Yesge
 Director



Note 9 : Non Current Investments

Particulars	31.03.2022	31.03.2021
Investment In Equity of other body corporate	-	-
MAHA Farmers Producer Company Limited	-	-
Fixed Deposits With Bank	-	-
Total	-	-

Note 10 : Long Term Loans & Advances

Particulars	31.03.2022	31.03.2021
1. Capital Advances :		
a. Secured , Considered Good :	-	-
b. Unsecured , Considered Good:	-	-
c. Doubtful	-	-
2. Security Deposit		
a. Secured , Considered Good :		
i. Deposits With Market Federation	-	-
ii. Deposit with Maharashtra Service	-	-
b. Unsecured , Considered Good:	-	-
c. Doubtful	-	-
Total	-	-

Note 11 : Other Non Current Assets :


Particulars	31.03.2022	31.03.2021
Preliminary Expenses (To The Extent Non Written Off)	-	-
Total	-	-

Note 12 : Current Investment :

Particulars	31.03.2022	31.03.2021
Recurring Deposits	-	-
Fixed Deposits with Bank	-	-
Total	-	-

Note 13 : Inventories :

Particulars	31.03.2022	31.03.2021
Finished Goods	-	-
Goods - in - transit	-	-
Total	-	-




Amrapali B Biradar Director	Mahadev S Yesge Director	Shivram G Kale Director	Kailas S Yesge Director
<i>Amrapali</i>	<i>Mahadev</i>		<i>Kailas</i>

Note 14 : Trade Receivables :		
Particulars	31.03.2022	31.03.2021
Outstanding for More Than Six Months :		
a. Secured , Considered Good :	-	-
b. Unsecured , Considered Good:	-	-
c. Doubtful	-	-
Outstanding for Less Than Six Months :		
a. Secured , Considered Good :	-	-
b. Unsecured , Considered Good:	-	-
c. Doubtful	-	-
	32,352	-
	-	-
Total	32,352	-

Note 15 : Cash and Bank Balances		
Particulars	31.03.2022	31.03.2021
Cash on hand	-	70,273
SBI A/c No.39213315274	36,956	1,89,687
Cheques on Hand	2,06,389	-
	-	-
Total	2,43,345	2,59,960

Note 16 : Short Term Loans & Advances :		
Particulars	31.03.2022	31.03.2021
Advance To Staff	-	-
Balance With Tax Authorities	-	-
Prepaid Insurance	-	-
Advance To Suppliers	-	-
Income Tax Refund	-	-
	-	-
Total	-	-

Note 17 : Revenue From Operations		
Particulars	31.03.2022	31.03.2021
Sales	-	-
Other Operative Income	6,15,850	13,28,272
	-	-
Sub Total	6,15,850	13,28,272
Less : Excise Duty	-	-
	-	-
Total	6,15,850	13,28,272



Amrapali B Biradar Director	Mahadev S Yesge Director	Shivram G Kale Director	Kailas S Yesge Director
<i>Amrapali</i>	<i>Mahadev</i>		<i>Kailas</i>

Note 18 : Other Income

Particulars	31.03.2022	31.03.2021
1. Commission from MAHA- FPC	-	-
2. Govt Grant Pesticide Demonstration	-	-
3. Net Gain/ Loss on sale of investment	-	-
4. Gov Grant - Group Farm	-	-
5. Amortization of Govt Grant	-	-
6. Other Income	15,960	30,000
7. Rounding Off	-	-
Total	15,960	30,000

Note 19 : Purchase of Stock In Trade

	31.03.2022	31.03.2021
A. Purchases of Materials		
1. Purchases	5,25,960	13,00,000
Sub Total	5,25,960	13,00,000
B. Direct/ Contract Expenses		
1. Labour Charges etc	1,965	-
2. Borewell Expenses	-	-
3. Power & Fuel	1,755	-
4. Security Expenses	-	-
5. Water Charges	-	-
Sub Total	3,720	-
Total	5,29,680	13,00,000

Note 20 : Change in Inventory

	31.03.2022	31.03.2021
Opening Stock	-	-
Closing Stock	-	-
Total	-	-


Note 21 : Employee Benefit

	31.03.2022	31.03.2021
1. Salaries, Bonus, Wages	-	-
CEO Salary	48,000	-
2. Director Remuneration	-	-
3. Staff Welfare Expenses	-	-
Total	48,000	-

Amrapali B Mahadev S Shivram G Kale Kailas S Yesge
 Biradar Yesge
 Director Director Director Director

Amrapali B Mahadev S
Shivram G Kale

Kailas S Yesge



Note 22 : Finance Cost


	31.03.2022	31.03.2021
1. Interest on Cash Credit Facility	-	-
2. Interest on Term Loan	-	-
3. Bank Charges & Processing fees	-	295
4. Bank Gurantee Charges	1,298	-
5. Interest on Other	-	-
6. Interest On Car Loan	-	-
Total	1,298	295

Note 23 : Depreciation & Amorized Cost

	31.03.2022	31.03.2021
1. Depreciation	-	-
2. Preliminary Expenses W/O	-	-
Total	-	-

Note 24 : Other Expenses :

	31.03.2022	31.03.2021
Audit fees	10,000	10,000
Self Assessment Tax Paid	-	1,000
MCA Challan	-	1,600
CS Fees	800	7,100
Licenses	2,500	9,000
Land Lease Rent	-	-
Meeting Exps	-	-
Misc Expenses	1,895	-
Project Report (DPR)	4,869	10,777
Office Expenses	7,500	-
Printing & Stationery	3,078	2,500
Travelling Exps	2,968	2,800
	3,485	3,200
Total	37,095	47,977



Amrapali B Mahadev S Shivram G Kale Kailas S Yesge
 Biradar Yesge
 Director Director Director
(Signatures)

BALIVANSH AGRO PRODUCER COMPANY LIMITED
AT KAWALGAON, KARADKHEDE, NANDED 431718

Note 8 : FIXED ASSETS & DEPRECIATION AS ON 31.03.2022

Sr. No.	PARTICULAR OF ASSETS	RATE OF DEP.	OPENING BALANCE	GROSS BLOCK			DEPRECIATION			NET BLOCK	
				ADDITION DURING THE YEAR	DEL/SALE DURING THE YEAR	CLOSING BALANCE 31.3.2022	ACCUMULATED OPENING BALANCE 1.4.2021	DEPRN FOR THE YEAR	CLOSING BALANCE 31.3.2022	AS ON 31.3.2022	AS ON 31.3.2021
1	Shed Construction	3.17%	0	-	-	0	0	0	0	0	0
2	Sortex Machinery	6.33%	0	-	-	0	0	0	0	0	0
3	Tractor Automatic	31.67%	0	-	-	0	0	0	0	0	0
4	Laptop	31.67%	0	-	-	0	0	0	0	0	0

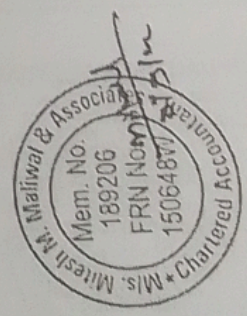
BALIVANSH AGRO PRODUCER COMPANY LIMITED
AT KAWALGAON, KARADKHEDE, NANDED 431718

DEPRECIATION SCHEDULE AS PER INCOME TAX ACT AS ON 31.03.2021

PARTICULARS	OPENING WDV	ADDITIONS		DEDUCTION 21-22	TOTAL 21-22	DEP RATE	DEPRECIATION	CLOSING WDV
		UPTO 30.09	AFTER 30.09					
Leased Land			17,120	-	17,120	-	-	17,120
				-	17,120		-	17,120

Kailas S Yesge
Kailas S Yesge Amrapali B Biradar
Director

Shivram G Kale
Shivram G Kale
Director



Significant Accounting Policies Followed By The Company.
A. EARNING PER SHARE

The earning per share is computed as follows:

PARTICULAR	31.03.2022	31.03.2021
Net Profit Attributable to equity shareholder	15,737	10,000
Total Number of equity shares outstanding as on balance sheet date	2,531	2,531
Weighted average number of shares		
Basic Earning Per Share	6.22	3.95

B. As Per Accounting Standard 18, issued by the institute of chartered accountant of India, the disclosures of transactions with the related parties as defined in the Accounting Standard are given below:-

Name of the Party	Relationship
KAILAS SURYAKANT YESGE	Key Managerial Personnel
MAHADEV SURYAKANT YESGE	Key Managerial Personnel
SHIVRAM GANGARAM KALE	Key Managerial Personnel
AMRAPALI BABURAO BIRADAR	Key Managerial Personnel
TIPANNA SURYAKANT YESAGE	Key Managerial Personnel
	Member of Company
	Associate concern

Particulars	Associates co / Member	Key Managerial Personnel
Purchase From Associates Co.		
Received Loan from Directors / Member		
Sales to Associates Co.		

C. Loans From Directors :

PARTICULAR	31.03.2022	31.03.2021
1. Loan From Director	0	0
Total in (Rs)	0	0

D. Auditor Remuneration :

PARTICULAR	31.03.2022	31.03.2021
Audit Fees	10,000	10,000
Total in (Rs)	10,000	10,000

E. Interest Expenses :

PARTICULAR	31.03.2022	31.03.2021
Interest to Bank	-	-
Interest to Others	-	-
Bank Charges	1,298	295
Total in (Rs)	1,298	295

For: MITESH M MALIWAL & ASSOCIATES
 Chartered Accountants
 Firm Registration No. 150648W

Kailas
 Kailas S Yesge
 Director

Amrapali
 Amrapali B Biradar
 Director

Mahadev
 Mahadev S Yesge
 Director

Shivram G Kale
 Director

CA Mitesh Maliwala
 Proprietor
 Membership No: 189206

Mem. No. 189206
 FRN No. 150648W
 Chartered Accountant